


The logo for instantprint. is displayed in white lowercase letters within a black speech bubble shape. The bubble has a tail pointing downwards and to the left.

instantprint.



Poster Guide



Hi Ryan here.

I'm the Graphic Designer at instantprint. I wanted to show you how to set your poster artwork up for perfect print every time and give you my top tips for checking your proof.


www.instantprint.co.uk



“Can we have a speech bubble around here saying: “Make sure all images are set up to 300dpi resolution for high quality printing. See our resolution guide for more help.” - **Chris, Personal Artworker.**

What Size Should My Artwork Be?


We offer a huge range of poster sizes, from A4 to our huge 60 x 40s! Here's a full list of the sizes we currently offer, included sizes with 3mm bleed. You'll also need to add 3mm safety zone to each side of your artwork to avoid any important information being trimmed when we cut your product down to size.



A4

FS: 210 x 297mm


B: 216 x 303mm



A3

FS: 297 x 420mm

B: 303 x 426mm



A2

FS: 420 x 594mm

B: 426 x 600mm



A1

FS: 594 x 841mm

B: 600 x 847mm



“We use CMYK colours for printing, so make sure to set this up in your artwork file. Read our colour guide for more help with this.” - Amy, Personal Artworker.



40 x 30

FS: 841 x 1189mm

B: 847 x 1195mm



A0

FS: 841 x 1189mm

B: 847 x 1195mm

www.instantprint.co.uk



60 x 40

FS: 1016 x 1524mm

B: 1022 x 1530mm

How Do I Check My Proof?

Once you've uploaded your artwork, we'll create a proof for you to approve. Nothing gets sent to print before you tell us you're happy with your design. Using our special 10 point check, we'll look out for a range of things: is the bleed set up correctly? Are the fonts embedded? – that kind of thing.

One thing we can't check for is spelling and grammar. Make sure you proofread your whole document before approving the artwork – especially things like contact and event details.

Check out our proofing guide to find out more about what we check and what you can do to make sure your artwork is print ready.



“If your file is over 200MB, you can still send it over to us via email or WeTransfer.” - **Lee, Proofing Team.**

www.instantprint.co.uk